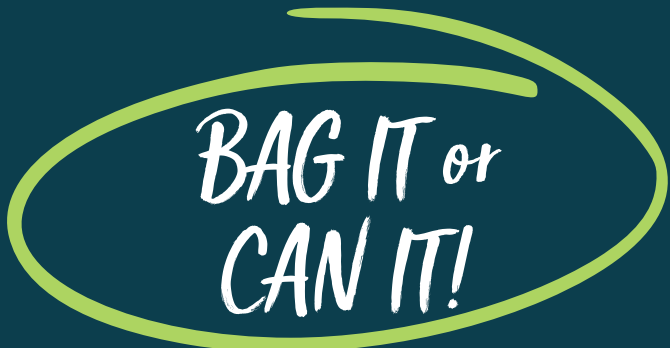


YARD WASTE INFORMATION



What is Yard Waste?

Yard Waste includes grass clippings, sod *without dirt*, brush, branches, leaves and other yard vegetation.

Not included in yard waste is rootballs, soil, stumps, tree trunks, large shrubs, rock, or bushes.

YARD WASTE

Container or paper bag must be marked with '**YARD WASTE**' and must be visible to waste collection driver.

Free labels may be picked up at the Town office.

Call 403.885.4677



Annual Yard Waste Collection happens the 1st full week in

May - October

(last full week)

Gets picked up with regular garbage/recycling pick up day


Yard Waste must be out by 7:00 a.m.





- Use clean rigid and reusable containers
- Clean** garbage can, plastic bin or paper bag
Total weight must not exceed 50 lbs.
- No plastic or biodegradable bags or boxes
- Brush or branches must be less than 1" in diameter, max. 4' (or 48") in length,
Branches must be bundled with string



TIPS TO REDUCE YARD WASTE

 **Cut back on the volume of leaves!**
Mow over leaves before loading them.

 **Grasscycling**
Leave grass clippings on your lawn after mowing. No bagging necessary and is a simple way to recycle yard waste.

 **Mow lawn frequently and when it's dry**
Never trim the grass more than one-third of its length at a time (no more than 1"). Longer pieces may smother the grass.

Short clippings will decompose quickly and add nutrients to your soil. Extra nutrients will significantly reduce the need for store-bought nitrogen fertilizer saving you time and money.

Sharpen your mower blades every 4 - 6 weeks

 **Use your garden's organic material**
Grass, leaves and wood scraps can be used as organic, free mulch around your flower beds and gardens. Weeds struggle to pop up through mulch,

and the organic materials help regulate temperature and moisture while enriching your soil.

In the Fall, shred autumn leaves with your lawn mower, then spread a thin layer at the base of your plants.

Got lots of wood scraps from trimming or removing a tree? Make your own wood chips! Rent a wood chipper or shredder instead of purchasing mulch bag. Wood mulch lasts longer than grass and leaves, and it provides a more traditional appearance to your landscaping.

 **Compost**

Decompose organic materials into simpler organic and inorganic compounds that are rich in plant nutrients and beneficial organisms.

Start a small, indoor compost bin just for kitchen scraps. If you want to recycle kitchen and yard waste items, building a large backyard compost bin or barrel tumbler is the way to go!

Compost bins are available for purchase at the Town office.

The Town of Blackfalds Transfer Station accepts disposal of yard waste materials during regular hours of operation. Accepted items include:

- Grass clippings
- Branches
- Vegetable garden waste
- Sod (small quantities)
- Vines
- Leaves
- Shrubs
- Weeds
- Flowers and garden plants
- Pine Needles/acorns

Please remember plastic bags are not accepted for yard waste.

See www.blackfalds.ca for more information